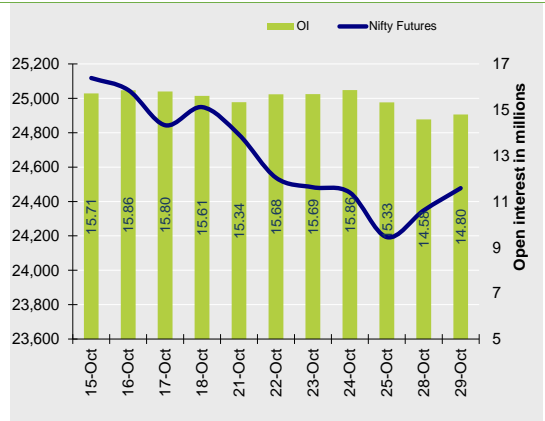


**Nifty Snapshot**

	Close	Prv Cl.	Ab chg	% chg
<b>Spot</b>	24,466.85	24,339.15	127.70	0.52
<b>Futures</b>	24,477.70	24,348.45	129.25	0.53
<b>OI(mlshr)</b>	14.80	14.58	0.21	1.46
<b>Vol (lots)</b>	439819	394372	45447	11.52
<b>COC</b>	10.85	9.30	1.55	16.7
<b>PCR-OI</b>	1.02	0.96	0.06	6.5

**Nifty Futures Price v/s OI**



**Institutional Activity in previous trading session**

(in Rs cr.)	Buy	Sell	Net
Index Futures	5288.03	4993.64	294.39
Index Options	3104785.64	3084670.18	20115.46
Stock Futures	142625.29	139956.62	2668.67
Stock Options	78032.03	77542.73	489.30
FII Cash	15,508.50	16,057.19	-548.69
DII Cash	12,823.77	12,093.64	730.13

**Net FII Activity (in Rs cr.)**

Date	Idx Fut	Stk Fut	Idx Opt	Cash
29-Oct	294.4	2668.7	20115.5	-549
28-Oct	2702.1	3335.1	37740.0	-3228
25-Oct	965.2	4065.6	13547.5	-3037
24-Oct	1672.3	2748.3	-20427.2	-5062
23-Oct	116.9	6524.2	-932.1	-5685
22-Oct	-218.6	859.9	12761.2	-3979

**Technical Pivot (Intraday):**

	S2	S1	PIVOT	R1	R2
NIFTY	24045	24260	24380	24600	24720
BANKNIFTY	50940	51615	51975	52650	53010

(Price is in Rs; OI is in million units; Price chg and OI chg are in percentage) **NB RESEARCH**

**Fresh Longs seen in:**

Scrip	Price	Price chg	OI	OI Chg
CUB	177.3	3.1	46.5	15.6
ICICIPRULI	768.4	2.2	11.4	14.1
VOLTAS	1773.4	0.4	8.9	13.4

**Short Covering seen in:**

Scrip	Price	Price chg	OI	OI Chg
BALRAMCHIN	643.3	2.4	3.3	-27.3
ESCORTS	3532.9	1.0	1.5	-20.5
INDIAMART	2571.6	1.7	2.2	-17.0

**Fresh Shorts seen in:**

Scrip	Price	Price chg	OI	OI Chg
TORNTPHARM	3185.2	-3.7	2.3	25.4
HEROMOTOCO	4796.3	-2.8	5.8	9.9
METROPOLIS	2119.3	-1.4	1.2	9.8

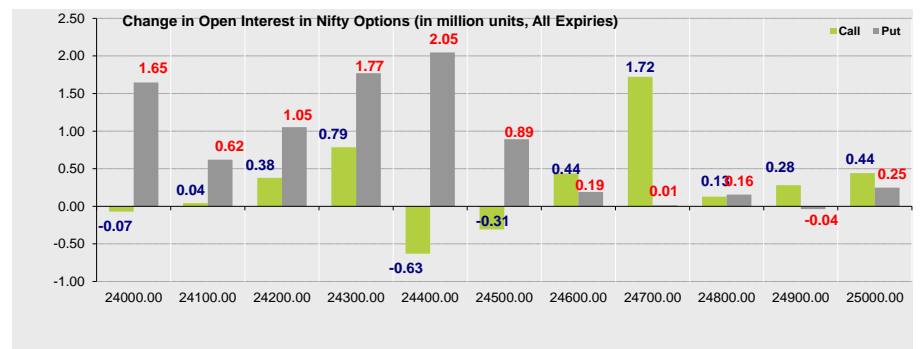
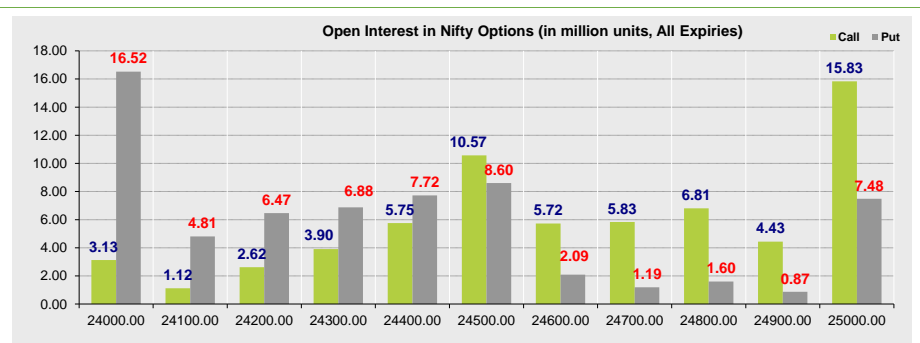
**Long Unwinding seen in:**

Scrip	Price	Price chg	OI	OI Chg
ZYDUSLIFE	1136.1	-0.5	18.3	-9.3
BALKRISIND	2900.6	-1.0	2.1	-6.3
DIVISLAB	5811.3	-0.3	3.3	-5.5

**Summary**

- Indian markets closed on a positive note where buying was mainly seen in Banking, Metals, Realty sectors. Nifty Oct Futures closed at 24477.70 (up 129.25 points) at a premium of 10.85 pts to spot.
- FII's were net sellers in Cash to the tune of 548.69 Cr and were net buyers in index futures to the tune of 294.39 Cr.
- India VIX increased by 1.57% to close at 14.52 touching an intraday high of 15.03.

**Open Interest in Nifty Options:**



- The above second chart shows previous trading day's change in Nifty options where Addition in OI were seen in 24900, 24700, 24600 strike Calls and at 24200, 24300, 24400, 24500 strike Puts indicating market is likely to remain positive in the near term.
- Highest OI build-up is seen at 25000 strike Calls and 24000 strike Puts, to the tune of 15.83mn and 16.52mn respectively.

**Outlook on Nifty:**

**Index is likely to open on a flattish note today and is likely to remain positive during the day.**

NIFTY50 Options OI (CE OI = Resistance) (PE OI = Support)			
Symbol	Highest CE OI	Highest PE OI	CMP
ADANIAPORTS	1500	1300	1370
ADANIENT	3200	3200	2845
ASIANPAINT	3400	3100	2992
AXISBANK	1200	1180	1186
BAJAJ-AUTO	10500	10000	9873
BAJAJFINSV	1900	1720	1765
BAJFINANCE	8000	6800	7018
BHARTIARTL	1700	1600	1636
BPCL	380	310	311
BRITANNIA	6000	5600	5673
CIPLA	1700	1400	1476
COALINDIA	480	440	446
DIVISLAB	6000	5700	5811
DRREDDY	1360	1240	1274
EICHERMOT	5000	4600	4889
GRASIM	2800	2700	2685
HCLTECH	1900	1800	1868
HDFCBANK	1800	1700	1750
HDFCLIFE	750	740	741
HEROMOTOCO	6000	5500	4796
HINDALCO	750	680	694
HINDUNILVR	3000	2500	2551
ICICIBANK	1350	1300	1331
ITC	520	460	487
INDUSINDBK	1100	980	1037

NIFTY50 Options OI (CE OI = Resistance) (PE OI = Support)			
Symbol	Highest CE OI	Highest PE OI	CMP
INFY	1960	1800	1841
IOC	180	140	144
JSWSTEEL	1050	930	958
KOTAKBANK	1900	1700	1761
LT	3800	3550	3385
LTIM	6400	6000	5859
M&M	3200	2700	2752
MARUTI	13000	10000	11019
NESTLEIND	2520	2600	2275
NTPC	460	400	409
ONGC	300	300	265
POWERGRID	350	320	321
RELIANCE	1500	1450	1340
SBILIFE	1900	1600	1659
SBIN	820	800	833
SUNPHARMA	1960	1800	1869
TATACONSUM	1200	970	992
TATAMOTORS	1000	920	844
TATASTEEL	170	165	150
TCS	4300	4200	4081
TECHM	1700	1660	1687
TITAN	3800	3600	3280
ULTRACEMCO	12000	10500	11129
UPL	620	530	535
WIPRO	570	550	562

**OI against MWPL**

Symbol	MWPL	Open Interest	Limit for next day	% OI
BANDHANBNK	193370862	175420000	8282318	91%
IDFCFIRSTB	966311538	867997500	Ban	90%
CANBK	672420574	600486750	38312795	89%
INDUSINDBK	120005506	107082500	6922730	89%
INDIAMART	6087018	5405100	Ban	89%
SAIL	289139949	256428000	18254951	89%
ABFRL	94593283	83803200	6060418	89%
RBLBANK	121256568	106120000	Ban	88%
HINDCOPPER	65482129	57181700	5026322	87%
PNB	591377974	515856000	Ban	87%
GMRINFRA	716538553	623913750	56797875	87%
GRANULES	29633038	25728000	2423386	87%
BHEL	256482590	222135375	21523085	87%
LTF	167461848	142507356	Ban	85%
LICHSGFIN	60244101	50776000	6455895	84%
IEX	177845485	148560000	20393210	84%
ADANIANT	57646033	47727600	7036131	83%
SBICARD	59683524	49245600	7453747	83%
NATIONALUM	178967755	145953750	24065617	82%
EXIDEIND	91809066	74845800	12372812	82%
MANAPPURAM	109626743	89253000	Ban	81%
BIOCON	93845890	75855000	13298595	81%
AARTIIND	41153022	32809000	6286370	80%
NMDC	229794455	181980000	36324732	79%
GNFC	17249403	13596700	2790232	79%
PVRINOX	14163124	10990221	2464746	78%
PEL	24116103	18493500	4416797	77%
BSOFT	32626827	24908000	6087485	76%
CHAMBLFERT	31488204	23757600	6156193	75%
BANKBARODA	372635498	280530900	73472823	75%
CONCOR	55081874	41280000	11047780	75%
ESCORTS	6768976	5000875	1429652	74%
ABCAPITAL	161899049	117309600	36494496	72%

**OI against MWPL**

Symbol	MWPL	Open Interest	Limit for next day	% OI
DIXON	7988703	5618500	1970767	70%
ASHOKLEY	282419403	194255000	74043432	69%
CUB	148134380	100715000	40012661	68%
IDEA	7934775627	5360200000	2177836845	68%
IRCTC	60165566	39889500	17267787	66%
MGL	13335005	8758400	3909854	66%
HAL	37934515	24899700	11138089	66%
IGL	77000080	50408875	22741201	65%
TATACHEM	31601465	20463850	9557541	65%
DLF	128335464	83034600	38884090	65%
ACC	16266067	10501200	4951563	65%
VEDL	339787241	218378100	104419778	64%
INDUSTOWER	247893065	157651200	77847211	64%
MCX	10180563	6366600	3304934	63%
ATUL	3228547	1964800	1102319	61%
BATAINDIA	12812405	7742625	4429159	60%
M&MFIN	118003973	70600000	41503774	60%
SUNTV	19704232	11631000	7088020	59%
POLYCAB	10518888	6024375	3968568	57%
BAJAJ-AUTO	25094277	14135925	9703638	56%
OBEROIRLTY	23485458	13204100	9107085	56%
CANFINHOME	18644752	10475400	7237114	56%
UPL	101298895	56654000	39579950	56%
TATAPOWER	339616396	189248400	133387176	56%
TATAMOTORS	427945109	229558450	176989403	54%
METROPOLIS	5160312	2764800	2137496	54%
HEROMOTOCO	26088585	13948500	10835655	53%
NAVINFLUOR	7060735	3738875	2968823	53%
JINDALSTEL	77515708	40005625	33634297	52%
LAURUSLABS	78528143	40383500	34218235	51%
RAMCOCEM	27272201	13832050	12076540	51%
TATACOMM	23447901	11865000	10410505	51%
INDIGO	34513031	17430900	15356479	51%

**Derivative Recommendations:**

Stock Name	Call (Buy/Sell)	Entry price	Targets	Stop Loss	Duration	Status
INDIGO FUT	Sell	3990	3830	4070	1-2 Days	Open

**FROM THE EQUITY DERIVATIVE DESK:**

**NIRAV HARISH CHHEDA**  
AVP - DERIVATIVES AND TECHNICAL RESEARCH  
E-Mail: [nirav.chheda@nirmalbang.com](mailto:nirav.chheda@nirmalbang.com)  
Tel no: 6273-8199/8000

**AMIT BHUPTANI**  
SNR.DERIVATIVES AND TECHNICAL RESEARCH ANALYST  
E-Mail: [amit.bhuptani@nirmalbang.com](mailto:amit.bhuptani@nirmalbang.com)  
Tel no: 6273-8242/8000

**DISCLOSURES**

Research Reports that are published by Nirmal Bang Securities Private Limited (hereinafter referred to as "NBSPL") are for private circulation only. NBSPL is a registered Research Analyst under SEBI (Research Analyst) Regulations, 2014 having Registration no. INH000001766. NBSPL is also a registered Stock Broker with National Stock Exchange of India Limited, BSE Limited, Metropolitan Stock Exchange of India Limited, Multi Commodity Exchange of India Limited, National Commodity and Derivative Exchange Limited and Indian Commodity Exchange Limited in cash and Equity and Commodities derivatives segments.

NBSPL has other business divisions with independent research teams separated by Chinese walls, and therefore may, at times, have different or contrary views on stocks and markets.

NBSPL or its associates have not been debarred / suspended by SEBI or any other regulatory authority for accessing / dealing in securities Market. NBSPL, its associates or analyst or his relatives do not hold any financial interest (Except Investment) in the subject company. NBSPL or its associates or Analyst do not have any conflict or material conflict of interest at the time of publication of the research report with the subject company. NBSPL or its associates or Analyst or his relatives may or may not hold beneficial ownership of 1% or more in the subject company at the end of the month immediately preceding the date of publication of this research report.

NBSPL or its associates / analyst has not received any compensation / managed or co-managed public offering of securities of the company covered by Analyst during the past twelve months. NBSPL or its associates have not received any compensation or other benefits from the company covered by Analyst or third party in connection with the research report. Analyst has not served as an officer, director or employee of Subject Company. NBSPL / analyst has not been engaged in market making activity of the subject company.

Analyst Certification: The research analysts and authors of these reports, hereby certify that the views expressed in this research report accurately reflects my/our personal views about the subject securities, issuers, products, sectors or industries. It is also certified that no part of the compensation of the analyst(s) was, is, or will be directly or indirectly related to the inclusion of specific recommendations or views in this research. The analyst(s) principally responsible for the preparation of this research report and has taken reasonable care to achieve and maintain independence and objectivity in making any recommendations.

**DISCLAIMER**

This report is for the personal information of the authorized recipient and does not construe to be any investment, legal or taxation advice to you. NBSPL is not soliciting any action based upon it. Nothing in this research shall be construed as a solicitation to buy or sell any security or product, or to engage in or refrain from engaging in any such transaction. In preparing this research, we did not take into account the investment objectives, financial situation and particular needs of the reader.

This research has been prepared for the general use of the clients of NBSPL and must not be copied, either in whole or in part, or distributed or redistributed to any other person in any form. If you are not the intended recipient you must not use or disclose the information in this research in any way. Though disseminated to all the customers simultaneously, not all customers may receive this report at the same time. NBSPL will not treat recipients as customers by virtue of their receiving this report. This report is not directed or intended for distribution to or use by any person or entity resident in a state, country or any jurisdiction, where such distribution, publication, availability or use would be contrary to law, regulation or which would subject NBSPL & its group companies to registration or licensing requirements within such jurisdictions.

The report is based on the information obtained from sources believed to be reliable, but we do not make any representation or warranty that it is accurate, complete or up-to-date and it should not be relied upon as such. We accept no obligation to correct or update the information or opinions in it. NBSPL or any of its affiliates or employees shall not be in any way responsible for any loss or damage that may arise to any person from any inadvertent error in the information contained in this report. NBSPL or any of its affiliates or employees do not provide, at any time, any express or implied warranty of any kind, regarding any matter pertaining to this report, including without limitation the implied warranties of merchantability, fitness for a particular purpose, and non-infringement. The recipients of this report should rely on their own investigations.

This information is subject to change without any prior notice. NBSPL reserves its absolute discretion and right to make or refrain from making modifications and alterations to this statement from time to time. Nevertheless, NBSPL is committed to providing independent and transparent recommendations to its clients, and would be happy to provide information in response to specific client queries.

Before making an investment decision on the basis of this research, the reader needs to consider, with or without the assistance of an adviser, whether the advice is appropriate in light of their particular investment needs, objectives and financial circumstances. There are risks involved in securities trading. The price of securities can and does fluctuate, and an individual security may even become valueless. International investors are reminded of the additional risks inherent in international investments, such as currency fluctuations and international stock market or economic conditions, which may adversely affect the value of the investment. Opinions expressed are subject to change without any notice. Neither the company nor the director or the employees of NBSPL accept any liability whatsoever for any direct, indirect, consequential or other loss arising from any use of this research and/or further communication in relation to this research. Here it may be noted that neither NBSPL, nor its directors, employees, agents or representatives shall be liable for any damages whether direct or indirect, incidental, special or consequential including lost revenue or lost profit that may arise from or in connection with the use of the information contained in this report.

Copyright of this document vests exclusively with NBSPL. Our reports are also available on our website [www.nirmalbang.com](http://www.nirmalbang.com)